

OSIA LODGE MEMBERS: Accessing the new OSIA.org Members Only Community

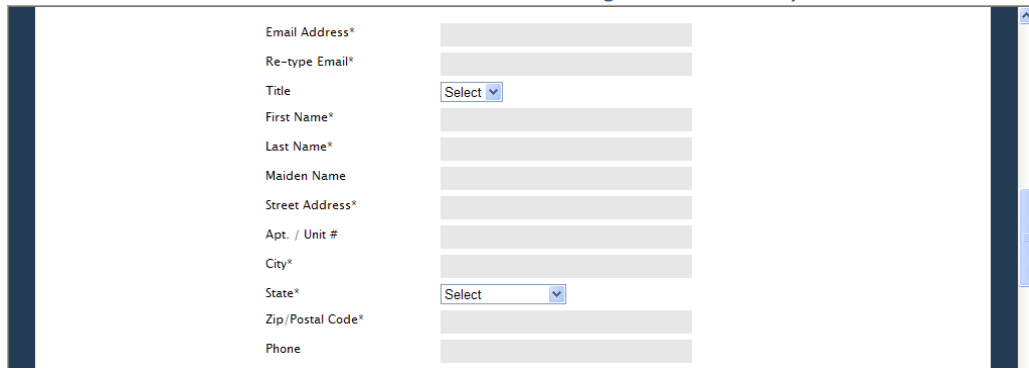
ALL Lodge Members have FREE ACCESS to the new OSIA.org Members Only Community!

- 1) Go to: <https://www.osia.org/secure/become-a-member.php> (Become a Member page)
- 2) Under "Membership Type," click the button for "New."

- 3) Create a username and password that you will remember.
Please note: Passwords must be eight characters or more.

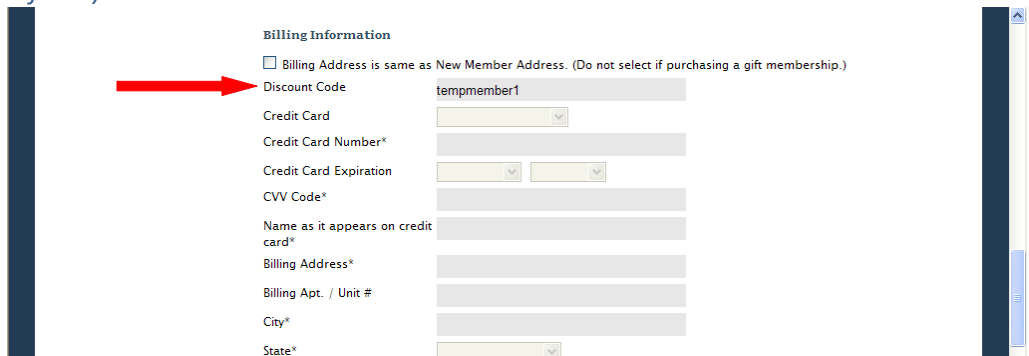
- 4) Enter the member information requested.

Please note: You must have a valid email address to register in this way.



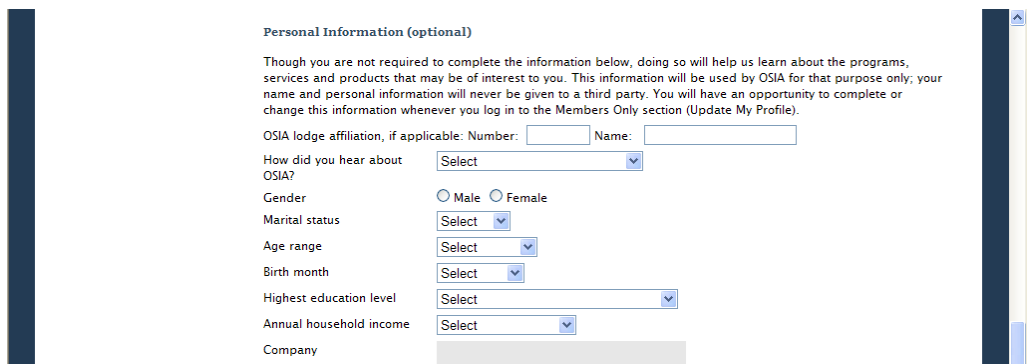
A registration form with the following fields: Email Address*, Re-type Email*, Title (dropdown menu), First Name*, Last Name*, Maiden Name, Street Address*, Apt. / Unit #, City*, State* (dropdown menu), Zip/Postal Code*, and Phone.

- 5) Under “Billing Information,” enter ONLY the Discount Code: tempmember1 (*do not fill in any of the other fields*)




A form titled "Billing Information" with a checkbox "Billing Address is same as New Member Address. (Do not select if purchasing a gift membership.)" and a red arrow pointing to the "Discount Code" field which contains "tempmember1". Other fields include Credit Card, Credit Card Number*, Credit Card Expiration, CVV Code*, Name as it appears on credit card*, Billing Address*, Billing Apt. / Unit #, City*, and State*.

- 6) Fill out additional profile information, if you wish.



A form titled "Personal Information (optional)" with a paragraph of text explaining the purpose of the information. Below the text are fields for OSIA lodge affiliation (Number and Name), How did you hear about OSIA? (dropdown menu), Gender (radio buttons for Male and Female), Marital status (dropdown menu), Age range (dropdown menu), Birth month (dropdown menu), Highest education level (dropdown menu), Annual household income (dropdown menu), and Company.

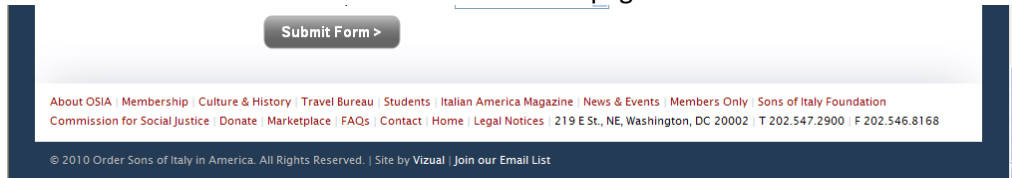
- 7) Enter the two security words separated by a space. If you are having problems reading the words, click the  button to generate new ones. Do not press the “Enter” key after typing in the words.

Please note: The image below is a SAMPLE only; different words will appear for you when you go through the registration process.



A form with the text "To prevent spam and fraud, please enter the two words shown below in the blank." and "Use the refresh icon next to the blank if you can't read the words." Below this is a CAPTCHA image showing the words "denature" and "is". A red arrow points to the input field containing "denature is". To the right of the input field is a refresh icon and a "reCAPTCHA" logo.

8) Click the "Submit Form" button at the bottom of the page.



9) Now you are ready to login!

- On the Homepage, the login box is in the bottom right corner:



- On all other pages, the login box is in the left column:



10) ENJOY!

Questions / Problems? Contact:

- Zac Milner – zmilner@osia.org – 202.547.2900
- Diane Crespy – dcrespy@osia.org – 202.547.2900